



Jade Street Park Universally Accessible Playground

Community Workshop #1

March 28, 2023



VERDE DESIGN

LANDSCAPE ARCHITECTURE
CIVIL ENGINEERING
SPORT PLANNING & DESIGN

Building Community Through **Fun**

Agenda

- **Welcome**
 - Project Introduction
- **Public Outreach**
 - Process Schedule
 - Project Background
- **The Park Site**
 - Site Historic Background
 - Site Analysis
 - Existing Conditions
- **Preliminary Program**
 - Playground Goals
 - Play and Site Opportunities
- **Break-out Tables**
- **Next Steps**
- **Online Survey Preview**



Process Schedule

- **Community Outreach**

- Community Workshop No. 1
- **Community Workshop No. 1**
 - Pop Up at the Park No. 1
- Community Workshop No. 2
 - Pop Up at the Park No. 2

(rescheduled due to weather)

March 28

March 25th

April 25th

April 29th

- **Preferred Concept Design**

- City Council Presentation

July 2022

Project Background

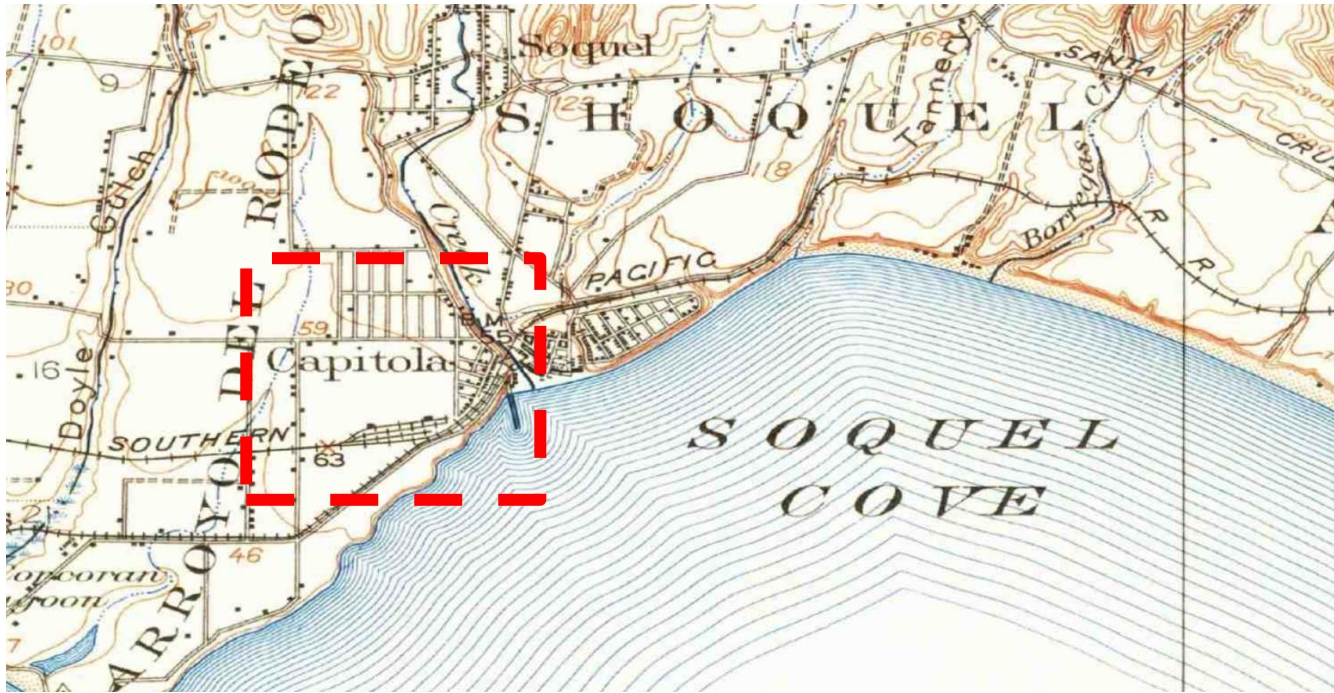
The purpose of this project is to develop a universally accessible (UA) playground at Jade Street Park. The proposed playground will replace and potentially expand the existing and outdated playground that was installed in 1999 and 2007.

Consultant Contract Awarded January 2023. Contracted services include community outreach and conceptual design.

Project construction is not yet funded. The City will be coordinating a fund-raising program once a preferred concept is developed with the community and approved by Council.




Site Historic Background



Capitola is the ancestral home of the Aptos, Casjataca, and Uypi peoples. The Uypi people inhabited villages along Soquel Creek, named after one of their leaders.

In the late 1800s Capitola found success with seaside and camping resorts, with Camp Capitola founded in 1874.



Hotel Capitola was built in the 1890s along with increased residential and commercial development, developed by the Hihn Company.



Site Historic Background

Jade St Park lies in the Jewel Box neighborhood, a residential area where the streets are named after gems. The old Opal lumber yard is the present-day location of Jade St Park.



Opal train stop and lumber yard

Lumber was transported to Opal from mills in Aptos in the Santa Cruz mountains. The lumber yard was no longer used by the 1930s.



Opal Cliffs, the land north of the lumber yard, was sold to Harry McBain for development in 1936. This land would become the Jewel Box neighborhood, with the gem-named streets taking after the Opal lumber yard.



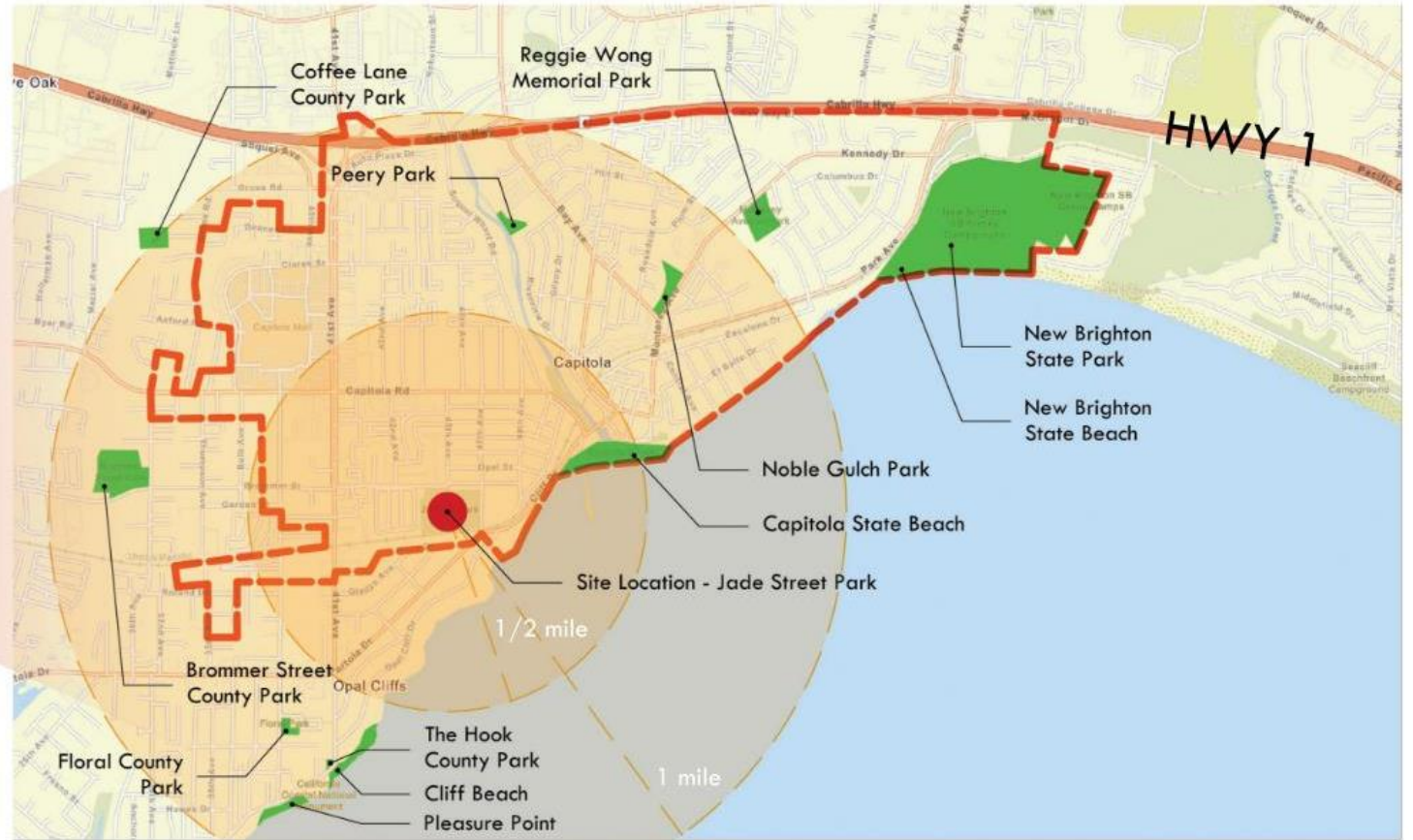
The Capitola Begonia Festival was one of the summer tourist events that grew out of Capitola's reputation for recreation and leisure. It ran from 1954 – 2018.



Site Analysis



Regional Map - Accessible Playgrounds



City of Capitola

Location


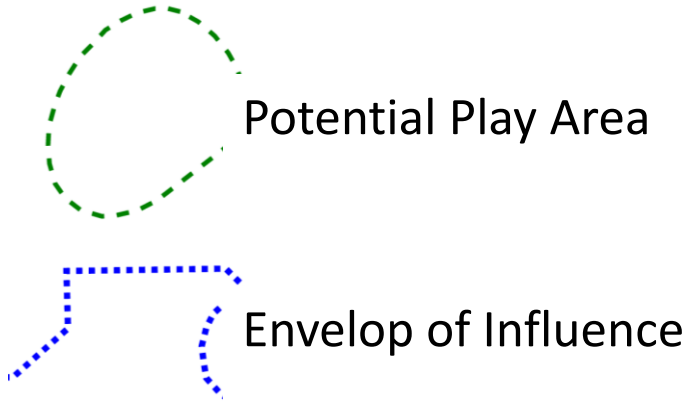
Site Analysis



North

The graphic is not to scale

Site Analysis



Existing Conditions

Site Analysis



1

Park access from west parking lot


2

Mobile home park edge

3

Rail trail south of park

Site Analysis



4

Existing playground

5

Access to ball field

Site Analysis



6

Community center

7

Access to community center from parking lot

Site Analysis



The graphic is not to scale



Universal Access Play

Universally accessible: What does it mean?

Goal is to promote health and wellness in communities by providing the freedom of play for children and families of all abilities to play side-by-side.

- Play is a critical part of the social, emotional, cognitive, and physical development of every child.
- Playgrounds not only allow children with disabilities the right to play, but also parents and caregivers, and seniors.
- Provides multiple forms of play
- Range of risks
- Range of sensory engagement



Universal Access Play

What makes a successful accessible playground?

- Wide array of engagement
- Active and passive spaces
- Address a variety of mobilities
- Opportunities for social learning and team building
- Intergenerational Play
- Engage the senses



Universal Access Play

Elements of a successful accessible playground:

- **Physical Play**
 - Swings
 - Motion (rocking spinning bouncing swings)
 - Climbing/sliding
 - Loose Parts
 - Balance/strengthening
- **Social and Emotional Development**
 - Art, Music, Science, Nature
 - Sensory play
 - Imaginative Play
 - Gathering space or quiet retreat
- **Safe comfortable supervision and observation areas**
- **Secure space for children with defined boundaries**
- **Ease of access**



Entry Elements and Access Point



Swing Zone

1



Inclusive Whirl

2



Universal Swing Set

3



Accessible Swing Seat

4



Cloud-9 Swing

5



Connection Swing

6



Brava Swing

Motion Zone

1



We-Saw

2



Roller Table

3



Swift Twist

4



Volta Spinner

5



Disk XL Spinner

6



Dolphin Rocker

Climbing Sliding Zone

1



Adventure Scape

2



Mushroom Stepper

3



Mobius Climber

4



Stainless Steel Slide

5



Cloudburst Slide

6



Roller Slide

Balance & Strength Zone

1



Orbit

2



Log Steppers

3



Novo Arc Bench

4



Balance Beam

5



Terranos

6



GeoPlex Climbing Wall

Imagination Play

1



Pirate Ship

2



Tree Fort

3



Boo House

4



Planetarium

5



Wonder Wall

6



Playhouse

Sensory Garden

1



2



Light



Wind

3



Touch

4



Sound

Sensory Garden

5

Sensory Garden - Native Plants and Pollinators



Seating Options

1



Lounge Seating



Community Table

2



Sculptural Seating

3




Steel Seatwall

4




Terraced Seating

5



Tables and Chairs

6



Seatwalls and Benches

Social Spaces

1



Story Time

2



Music Gathering

3



Community Table

4



Picnic Area

5



Seating Log

6



Circle Gathering Bench

Game Zone

1



Ping Pong

2



Foosball

3



Chess

4



Bocce Ball Court

5



Cornhole

6



Shuffleboard

Pop-Up Event

First Pop-Up event held on Saturday in the park – March 25

Sign-in participants: **21** Total estimated Participants: **35**

Theme of comments:

Art murals Seating Native pond
Pickle ball Wildlife Pathways
More plants Dog walk/trail Outdoor stage

Top features: Play Events

Climbing Mound

Top features Social Events

Sensory Garden



Break-Out Session

- Break into groups
- Pick a recorder/speaker
- Discuss and record questions
- Prioritize Positives and Needs
- 12 Minutes



Break-Out Session

Part One

Pulling out the site plan, answer the following questions.

1. Thinking about existing conditions, Use your green dots ● to show the best features and red dots ● to show areas that need improvement. Use your 'post it' to record additional thoughts on the drawing.

Some ideas for discussion

- **Pedestrian Pathways**
- **Trees and Shade**
- **Connection to other buildings, structures and functions.**
- **Neighborhood opportunities and concerns**
- **Existing play features or functions**

2. Thinking about accessible play, what excites you most about this opportunity?

Break-Out Session

Part 2

Pulling out the Image Drawings, answer the following questions.

Use your dots to reflect your thoughts

1. What following images speak to you as a playground user?

Pick three for each Physical Play actions.

- Select the top 3 items on this list for **Swings**
- Select the top 3 items on this list for **Motion Zone**
- Select the top 3 items on this list for **Climbing Sliding Zone**
- Select the top 3 items on this list for **Balance and Strengthening**

Break-Out Session

Part 2

**Pulling out the Image Drawings, answer the following questions.
Number and place your dots to reflect your thoughts**

2. Lets look at the other things that make the Playground work.

Rank for each Social opportunity.

- **Imagination Play:** Pick your top 3 favorites. One being top
- **Sensory Elements:** Pick your top 3 favorites. One being top
- **Seating Elements:** Pick your top 3 favorites. One being top
- **Social Spaces:** Pick your top 3 favorites. One being top
- **Games Zone:** Would you like to see game options at the playground? Yes – No
If games are included, select your top three activities.

Site Aerial



Process Schedule

Community Outreach

- **Community Workshop No. 1**
 - Pop Up at the Park No. 1
 - Survey Open
- **Community Workshop No. 2**
 - Pop Up at the Park No. 2

Today

March 25th

March 27-April 4

April 25th

April 29th

Preferred Concept Design

- **City Council Presentation**

July 2023



Next Steps

Jade Street Park Universally Accessible Playground
Community Workshop #1

- **On-line Survey**
- **Tally Input**
- **Concept Development**
- **Community Workshop #2**

Please share the link of online survey with other community members and join our design process!

<https://www.cityofcapitola.org/publicworks/page/jade-st-park-accessible-playground-design>

The online survey will be available from March 22 to March 29th 2023



Online Survey

Share with your friends and neighbors who could not come tonight.

<https://www.cityofcapitola.org/publicworks/page/jade-st-accessible-playground-project>

The online survey will be available from March 22 to April 4th 2023



Inclusive

Engaging

Playful

Community

Thinking about play spaces, what **excites** you most about this space?

Thinking about what makes the park a success, what **concerns** you most about a playground at this site?



Thank You!

Jade Street Park Universally Accessible Playground
Community Workshop #1

Your engagements are valuable for the design process.

Please don't forget to vote for your community and share your comments on online survey.

<https://www.cityofcapitola.org/publicworks/page/jade-st-park-accessible-playground-design>

The online survey will be available from March 22 to April 4th 2023

